

Summary of what has been covered during the 1st Term
From September till 3rd November 2011

PYP1 (3-4)

Homeroom teacher

Miss Rim Arkan: rarkan@greenlandschool.org

Unit of inquiry N°1

Organizing Theme

Who we are :An inquiry into the nature of the self; beliefs and values; personal, physical, mental, social and spiritual health; human relationships including families, friends, communities and cultures; rights and responsibilities; what it means to be human.

Central idea: Increasing awareness of our personal characteristics and abilities, and those of others, allows our self-identity to develop

Profile



Inquirer

They develop their natural curiosity. They acquire the skills necessary to conduct inquiry and research and show independence in learning. They actively enjoy learning and this love of learning will be sustained throughout their lives.

Children inquired about the differences between children

Children inquired about the different parts of their bodies & abilities

Caring

They show empathy, compassion and respect towards the needs and feelings of others.

They have a personal commitment to service and act to make a positive difference to the lives of others and to the environment.



Children decorated their class

Children learnt how to take care of their items

Communicator

They understand and express ideas and information confidently and creatively in more than one language and in a variety of modes of communication. They work effectively and willingly in collaboration with others.



Open-minded

They understand and appreciate their own cultures and personal histories, and are open to the perspectives, values and traditions of other individuals and communities. They are accustomed to seeking and evaluating a range of points of view, and are willing to grow from the experience.



Children learnt how to play and work together in groups

Attitudes

Curiosity

Being curious about the nature of learning, about the world, its people and culture

The children showed curiosity by asking lots of questions



Merci

THANK YOU

شكراً

Grazie

Appreciation

Appreciating the wonder and beauty of the world and its people

The children learnt to appreciate all what they have and to say 'Thank You'

Cooperation

Cooperating, collaborating, and leading or following as the situation demands.

The children worked and played together





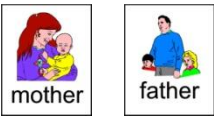

Creativity

Being creative and imaginative in their thinking and in their approach to problems and dilemmas.

The children decorated the class and used their creativity in the art lessons



Please visit this site for 'Tips for parents' www.Seancovey.com

Language	Vocabulary Related to the UOI
<p>They were able to recognize the letter & sound of:</p> <p>Annie Apple: 'a' Vocab. : ant, apple, arrow, antelope.</p> <p>Bouncy Ben: 'b' Vocab. : ball, bus, balloon, bee, brother</p> <p>Clever Cat: the hard 'c' Vocab. : cat, car, cake, color, castle.</p> <p>Dippy Duck: 'd' Vocab. : dog, doll, door ,dance.</p> <p>Eddy Elephant: 'e' Vocab.: egg, elbow, enjoy, elephant.</p> <p>Fireman Fred: 'f' Vocab. : face ,fish ,finger , friend, five, four, fast, father.</p> 	<p>Names of the body parts: head, face, nose, ears, eyes, mouth hand, leg, foot, arms, fingers, toes, neck</p>  <p>Names of the family members: Mother, father, brother, sister Grandmother, grandfather</p>  <p>Feelings : happy ,sad , angry, surprised.</p> <p>Action verbs: walk, talk, eat, sleep, run, jump, hide, skip, cry, laugh, act, listen, count, draw ,trace, color, sit ,line up</p>
Math	Visual Arts
<p>Numbers</p> <p>Number Recognition: Identify and recognise numbers from 1 to 5</p> <p>Counting: Count from 1 to 10 Count 4 objects</p>  <p>Shape and space</p> <p>Colours recognition: green- red- orange- blue- yellow- white- pink- purple.</p> <p>Shapes recognition: circle- square- triangle.</p> <p>Begin to use the language of position: Up, down, in and out</p> <p>Measurement</p> <p>Size: Small and big. Weight: too heavy to pick up & light enough to pick up.</p>	<p>They were able to produce the following figures:</p> <ol style="list-style-type: none"> 1. Make their own handprint 2. Draw a self portrait 3. Color, paint and paste 4. Create shapes; <u>Materials/ Resources:</u> Plasticine 5. Craft family members; <u>Materials/ Resources:</u> Craft foam, Yarn, Glue. 6. Make a shape collage where they create pictures out of shapes they traced, cut and glued together. 7. Make their own book entitled "All about Me" (ongoing) 8. Design a clown stick showing facial expressions (Happy, Sad, and Angry 9. Color with primary Colors (Red, Yellow, and Blue) respectively. 10. Create a hand crown for hand washing day. 11. Make an Eid craft like a shape <u>Materials/ Resources:</u> Foam, Fiber, Wiggly, Eyes and Glue.
<p>Social Sciences and in Personal and Social Education</p> <p>(Organisation for learning)</p> <ul style="list-style-type: none"> • Recognise the location of different corners in the class • Introduce teachers and administration members. • Recall rules and regulation in the class • Introduce school regulations, how to work in groups • Recognise the different activities of the day. • Recognize the class members • Use the word 'Thank you', 'Sorry' & 'Please' when appropriate. 	

اللغة العربية	Music
<p>المفردات اللغوية</p> <p>أمي – أبي – بيت.</p> <p>- نقوم بتعليم الأطفال بعض الصفات و السلوكيات الخاصة عن (IB Profile) طريق العروسة (لوزة).</p>	<p>Songs :</p> <ul style="list-style-type: none"> - Head, shoulders, knees and toes - Looby Loo - Tommy Thumb - Once I caught a fish alive 
الدين	Physical Education
<p>القران الكريم</p> <p>سورة الإخلاص</p> <p>السيرة النبوية و الأدعية</p> <ul style="list-style-type: none"> - بسم الله قبل عمل أي شيء. - دعاء العطس - قبل الأكل بسم الله و بعد الأكل الحمد لله. <p>القصص و قصص الأنبياء</p> <p>قصص مختلفة عن الحمد لله.</p> <p>- قصص عن فرحانة.</p> <p>الأخلاقيات و السلوكيات و الأدب العامة</p> <ul style="list-style-type: none"> - خلق الحمد. - آداب الجلوس. - آداب الاستئذان و الحوار . 	<p>المهارات الأولية</p>  <ul style="list-style-type: none"> أ - المشي ب - الجري ج - الالتقاط د - الرمي <p>1. مهارات الجميز</p> <ul style="list-style-type: none"> أ - الدرجات الأمامية ب - القبة <p>2. القصص الحركية و الألعاب الصغيرة و المسابقات</p> <p>و هي عمل أكثر من نشاط و مهارة في شكل قصة بشكل متتابع مثل القفز و الرمي ثم الجري و التسلق.</p> <p>كرة السلة</p> <ul style="list-style-type: none"> • مسك الكرة. • الدربل "تنطيط الكرة" من الثبات و الحركة. • رمى الكرة للحائط و إمساكها مرة أخرى.